



RAMANANDA COLLEGE

BISHNUPUR, BANKURA
PIN-722122, WEST-BENGAL

UGC Recognized & State Aided Constituent College
(UNDER BANKURA UNIVERSITY)
(Accredited by NAAC at B++)



Ref.NO **RNC/33/08/2023-2024 (67)**

Date:- **২৯/০৮/২০২৩**

বিজ্ঞপ্তি

পশ্চিমবঙ্গ সরকারের উচ্চশিক্ষা দপ্তর ও বাঁকুড়া বিশ্ববিদ্যালয় এর নির্দেশানুসারে **2020-2021, 2021-2022, 2022-2023** এবং **2023-2024** শিক্ষাবর্ষের সমস্ত ছাত্রছাত্রীদের জানানো যাচ্ছে যে বাঁকুড়া বিশ্ববিদ্যালয়ের **Examination Portal** এ গিয়ে **Log In** করে প্রত্যেককে **"ABC ID"** তৈরী করা বাধ্যতামূলক। আগামী **15/09/2023** তারিখ এর মধ্যে **"ABC ID"** তৈরী করে নিতে হবে। **"ABC ID"** তৈরী করার জন্য **mail Id**, আধার কার্ড এর নাম্বার ও আধার কার্ড এর সাথে লিঙ্ক আছে সেই মোবাইল নাম্বার টি লাগবে।



স্বপ্না বোড়ই
ডঃ স্বপ্না বোড়ই ২৯/০৮/২০২৩
 অধ্যক্ষ
 রামানন্দা কলেজ
 বিন্দুপুর, বাঁকুড়া
P. B. B.
 ২৯.০৮.২০২৩

"ABC ID" তৈরী করার পদ্ধতি নিম্নরূপ

Page 2/10



BANKURA UNIVERSITY

(West Bengal Act XIX of 2013- Bankura University Act, 2013)

Main Campus, Bankura Block-II, P.O.: Purandarpur, Dist.: Bankura, Pin- 722155, West Bengal

Office of the Secretary

Faculty Council for Undergraduate Studies

Ref. No: BKU/FCUG/284/2023

Dated: 25.08.2023

Notice to Create Academic Bank of Credit (ABC) ID

In view of the notice issued by UGC (vide D.O.No.F.1.-50/2021(ABC/NAD), dated 21st February,2023) and the Department of Higher Education, Government of West Bengal (videNo.266(31)-Edn (U)- EH/1U-45/2020(Pt.), dated 17.03.2023), creation of "ABC ID" for all students of Undergraduate Programmes admitted in the A.Y 2021-2022, 2022-23 and 2023-24 of this University are hereby instructed to create ABC ID mandatorily, using their Login ID and Password in the Examination Portal of Bankura University and thereafter submit the required information concerning ABC ID in the data sheet available therein within 15th September 2023.

Students are hereby advised to follow the steps to create ABC ID as mentioned below:

Step 1- Login to the individual students account in university examination portal using your Login ID and Password

Step 2- Click on the icon (Click Here to create ABC ID) and thereafter click on <https://abc.gov.in>

Step 3 – Click on 'My Account ' → Select students → Submit essential information and generate ABC ID.

Step 4 – Click on <https://digilocker.gov.in> → click on 'Sign Up' & submit essential information.

Step 5- Click on icon (Provide ABC ID related data) and submit required information

To know more about the ABC scheme students may visit the following links as developed by the UGC NAD-ABC bureau:

1. Introduction to Academic Bank of Credits:

(<https://www.youtube.com/watch?v=9AQYf9wSHXg>)

2. Academic Bank of Credits: What is ABC-Video-1:

(<https://www.youtube.com/watch?v=tDSNKZWXs7E>)

3. Academic Bank of Credits: What is ABC-Video-2:

(https://www.youtube.com/watch?v=X_JXB1U09ZY)

4. Academic Bank of Credits: What is ABC-Video-3:

(<https://www.youtube.com/watch?v=bvR8vgEalz8>)



Sd/-

Dr. Arindam Chakraborty

Secretary

Faculty Council for Undergraduate Studies

Copy forwarded for necessary information to:

1. Registrar, Bankura University
2. Dean (Officiating), Faculty Council for P.G Studies in Arts & Science.
3. All Principals / TICs / OiCs, Affiliated Colleges of the Bankura University, with request to intimate the students to create ABC ID and submit the data required.
4. Co-ordinator, Centre for Studies in Santali Culture and Language, Bankura University, with request to intimate the students to create ABC ID and submit the data required.
5. Co-ordinator, BCA, Bankura University, with request to intimate the students to create ABC ID and submit the data required.
6. All Officers, Bankura University.
7. System Administrator, Bankura University with request to upload in website.
8. Convenor, ABC Portal and NAD, Bankura University.
9. Secretary, Hon'ble Vice Chancellor, Bankura University.
10. Ms. Ranu Mookerjee, Manager Support, DIC, Team DigiLocker - NAD/ABC.

Sd/-

Dr. Arindam Chakraborty

Secretary

Faculty Council for Undergraduate Studies

Enclosure:

1. Screen shot of student login in university portal
2. Steps for creation of ABC ID
3. ABC ID submission sheet
4. Steps to register on Academic Bank of Credits(ABC)
5. Steps to fetch educational awards through Digilocker.



Image - 1

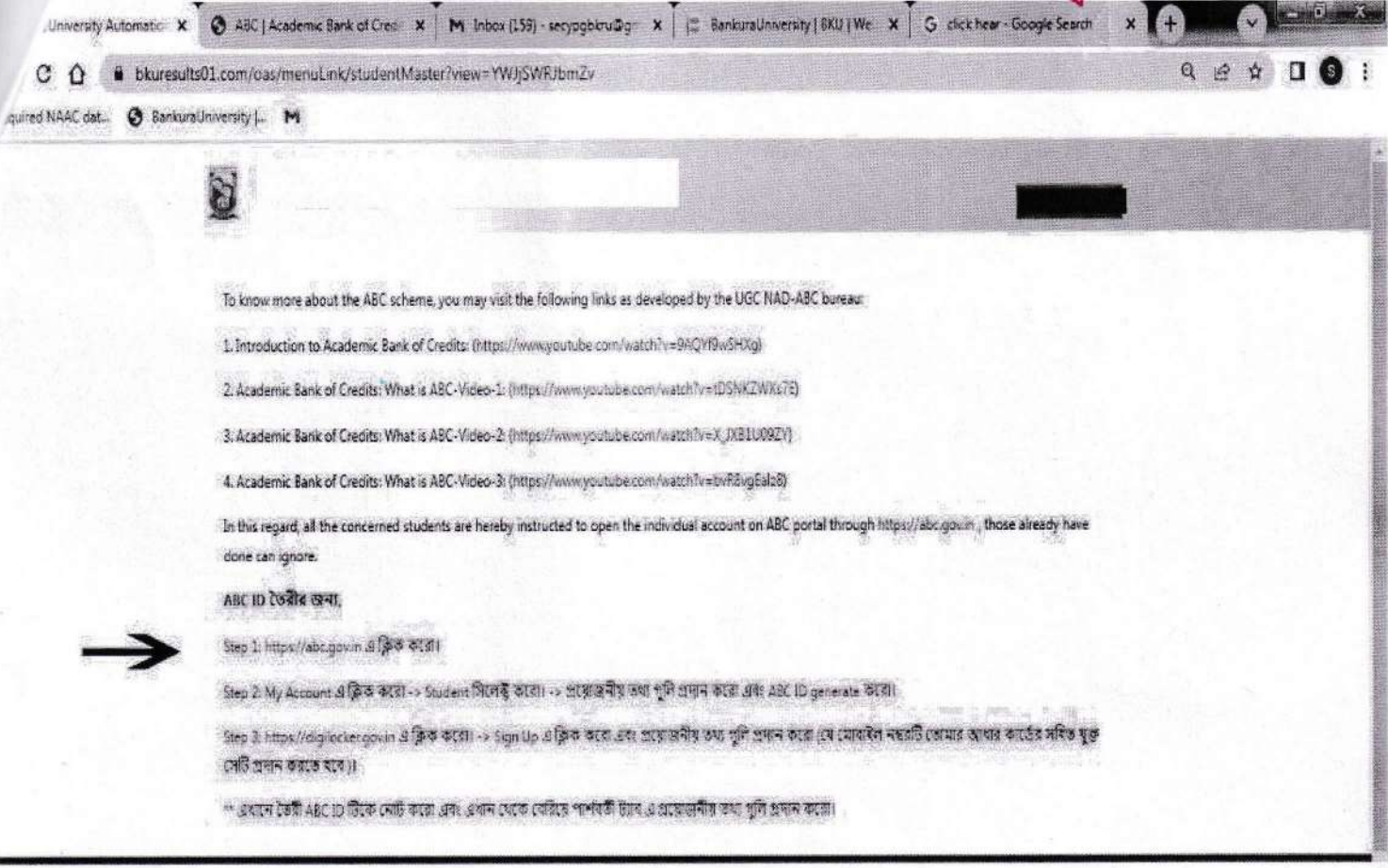


Image - 2

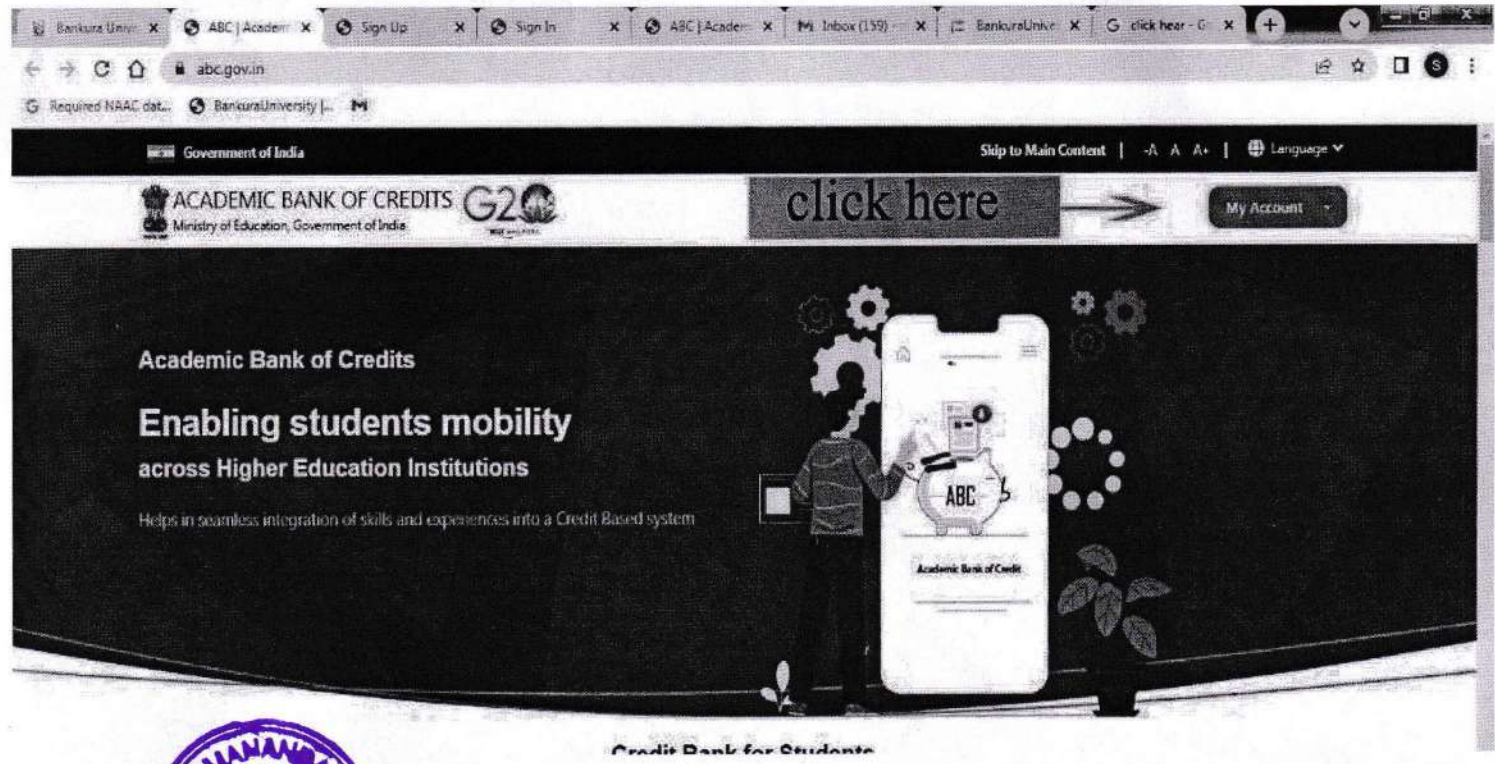


Image - 3



Image - 4

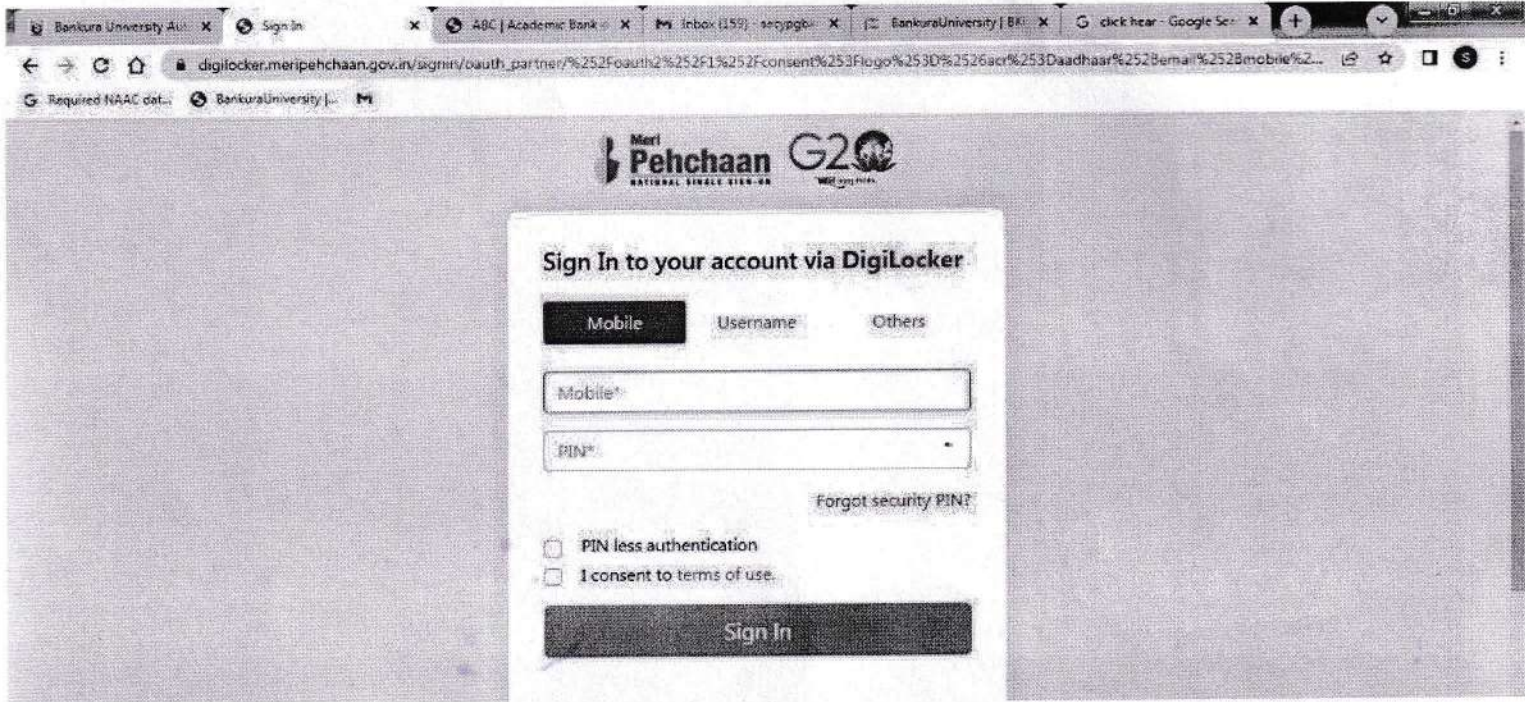


Image - 5



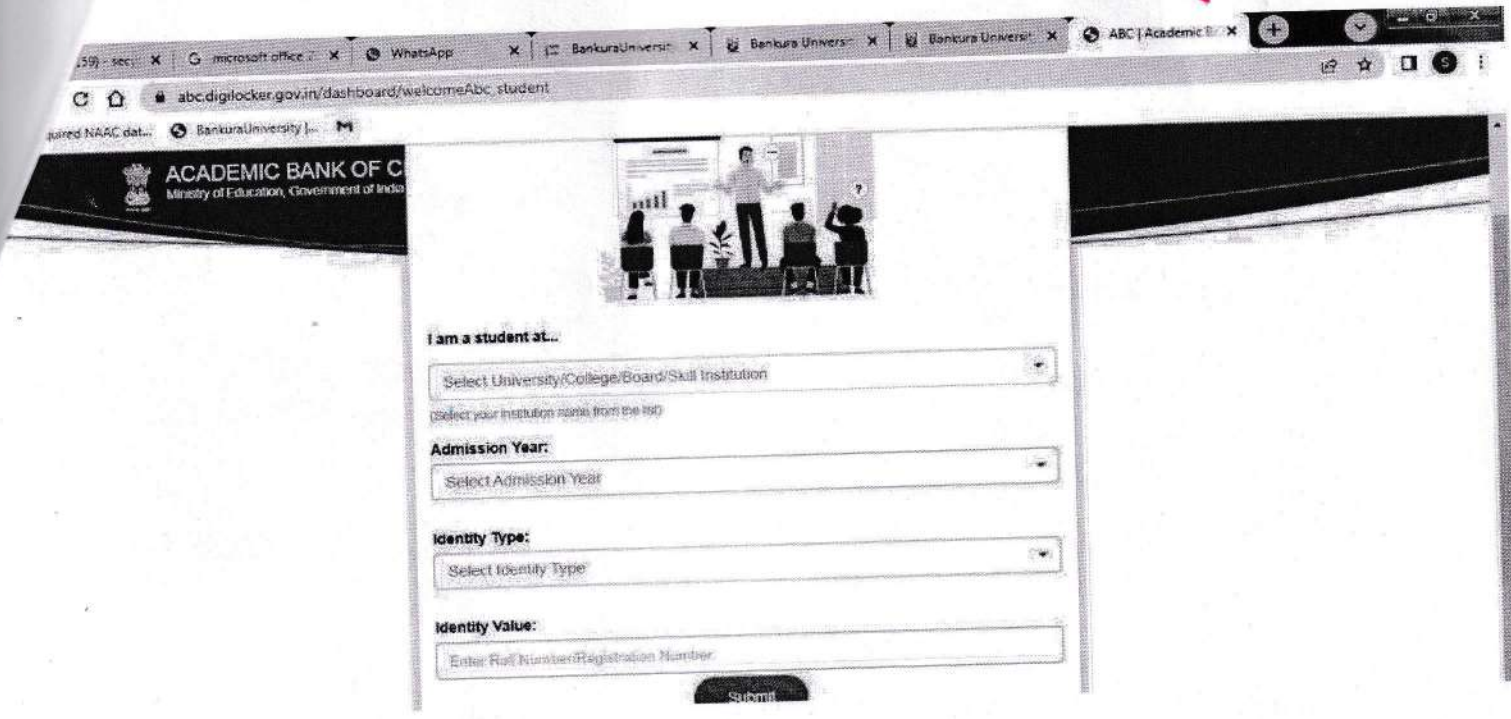


Image - 6

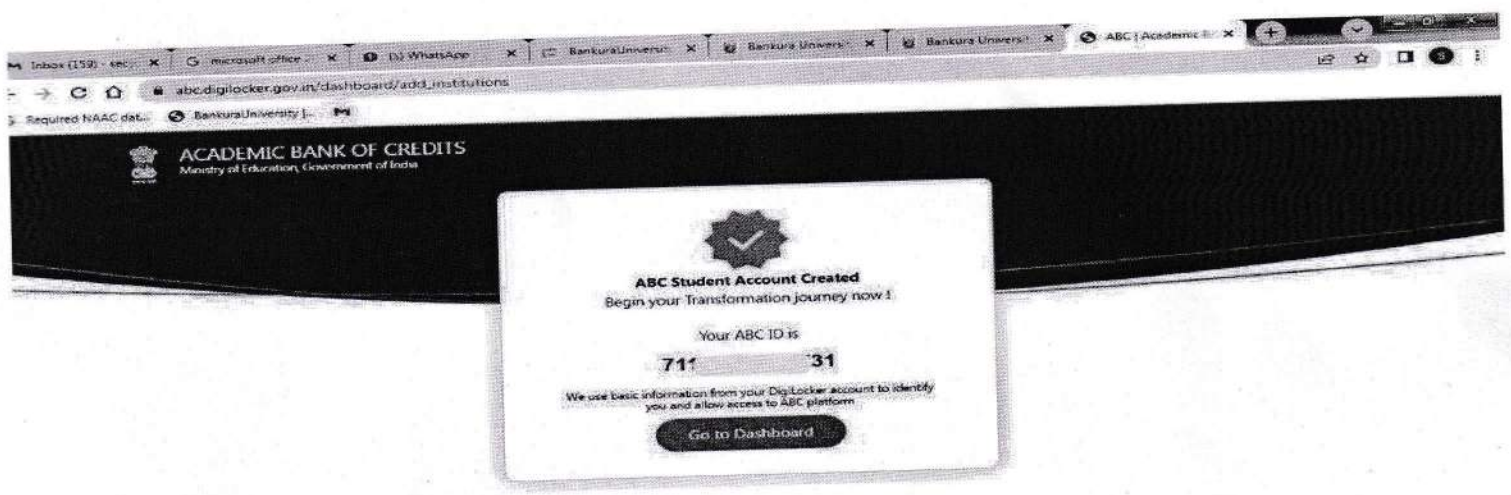


Image - 7



Image - 8

Page - 7/10

ox (159) - sec... x G microsoft office 2... x (s) WhatsApp x BankuraUniversity x Bankura Univers... x Bankura Univers... x ABC | Academic B... x

abc.digilocker.gov.in/nabc/studentdashboard

Required NAAC dat... BankuraUniversity |...

ACADEMIC BANK OF CREDITS
Ministry of Education, Government of India

Logout

Hello
T...
0
Total Academic Credit Points

ACADEMIC BANK OF CREDITS
ABC ID
711
Tr...
We use basic information from your DigiLocker account to identify you and allow access to ABC platform.

No credit points added yet...
Please provide your ABC ID to Academic Institutes to reflect your Credit Points here.

Image - 9

DigiLocker G2C
Government of India

Creating account is fast and easy!

Full Name*

Date of Birth*
Date Month Year

Male Female Other

Mobile Number*

Email ID

Set 6 digit security PIN*

Submit

Image - 10



Page - 8/10

digilocker.gov.in/dashboard/documents/fetch

Home

- Issued Documents
- Search Documents
- Drive
- DigiLocker Services
- About DigiLocker

Gender: Male

Admission Year: Select

Identity Type: Select

Identity Value: Enter Identity Value
Ex: 16270XX

Institutions Type: Select Institutions Type

Institution Name:

I provide my consent to DigiLocker to share my details with the Issuers for the purpose of fetching my documents

Despite the fact that ABC enables students to register or commence credit transfer, the final outcomes of credit redemption and issuance of certificates, as well as the compilation of award records, are administered by academic institutions via the NAD Platform. Hence being the owner of academic awards, Academic Institutions must mandatorily register themselves under ABC via NAD

Image - 11

bkureults01.com/oas/

EDIT PERSONAL DETAILS

Form Fillup is successful. Click here to download your Payment slip.

ADMIT CARD DOWNLOAD

MARKSHEET

DigiLocker

TO CREATE ABC ID CLICK HERE.
(ABC ID তৈরীর জন্য এখানে ক্লিক করুন)

PROVIDE ABC ID RELATED DATAS (ABC ID সম্পর্কিত তথ্যসমূহ প্রদান করুন)



Image - 12

Provide ABC ID Related Data

* Name :	* UID No :	* Registration No :	* College :
* Course :	* Course Type :	* Semester :	* Academic Year :
* Mobile No : কোনোনর আধারের সহিত সংযুক্ত মোবাইল নম্বরটি প্রদান করুন।	* Aadhar No সেটিকে আধার নম্বর প্রদান করুন।		
* Email Id :	* Date of Birth :	* ABC ID :	

tohidmidya786@gmail.com dd-mm-yyyy

If you have any confusion regarding noneditable data provided here, then feel free to contact the helpdesk.abc@bankrauniv.ac.in

Submit

Image - 13

Provide ABC ID Related Data

* Name :	* UID No :	* Registration No :	* College :
* Course :	* Course Type :	* Semester :	* Academic Year :
* Mobile No : কোনোনর আধারের সহিত সংযুক্ত মোবাইল নম্বরটি প্রদান করুন।	* Aadhar No সেটিকে আধার নম্বর প্রদান করুন।		
* Email Id :	* Date of Birth :	* ABC ID :	

tohidmidya786@gmail.com dd-mm-yyyy

If you have any confusion regarding noneditable data provided here, then feel free to contact the helpdesk.abc@bankrauniv.ac.in

Submit

Image - 14






Image - 15

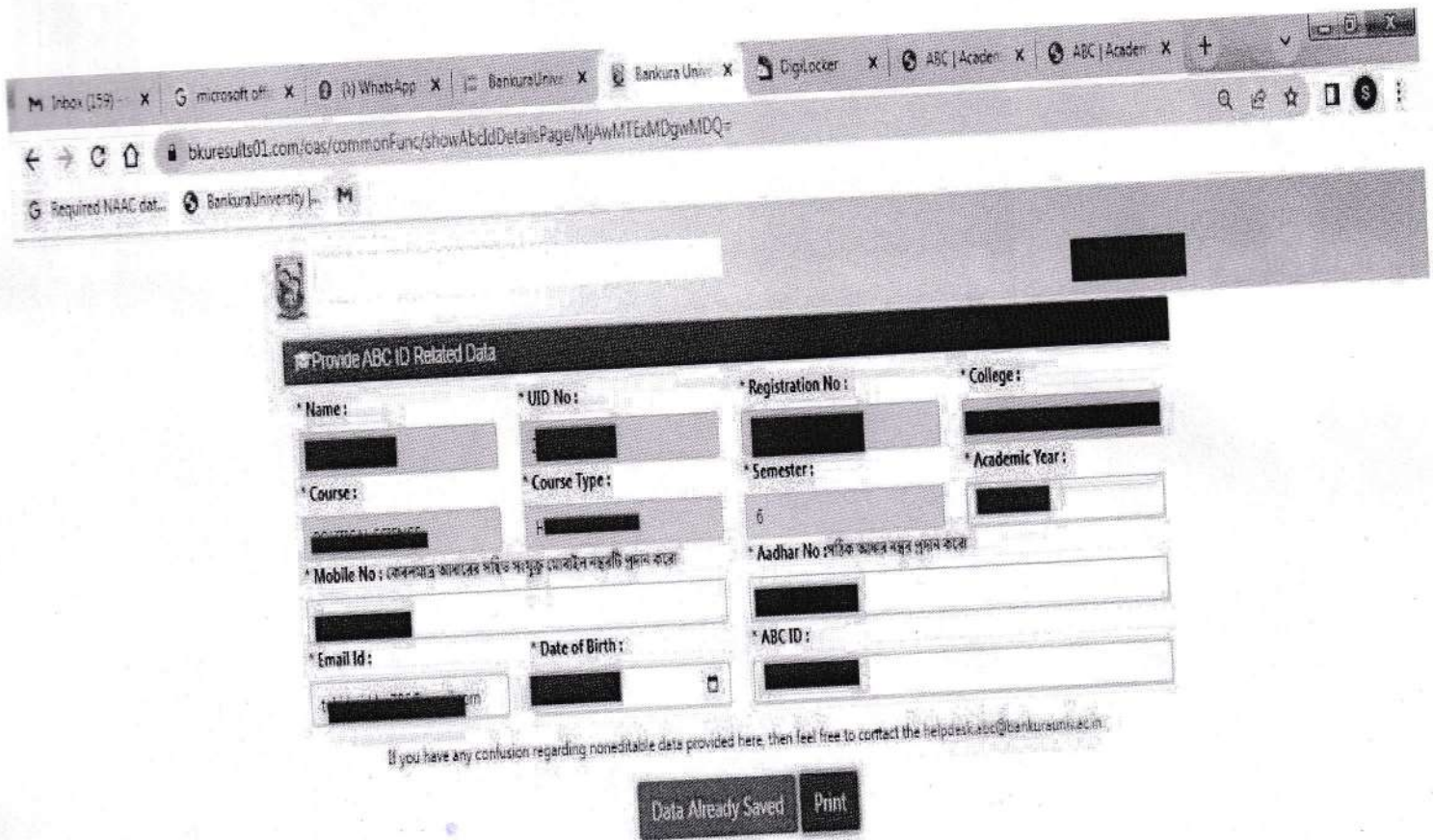


Image - 16

